



Z-Stuff for Trains

making model railroading more fun

Penfield, NY

drzander@aol.com

DZ-2001A Data Wire Driver

For TMCC Command Base

Rev 6-14-06

Data Wire Driver Contents:

(1) DZ-2001A Data Wire Driver PCB

Introduction:

The DZ-2001A Data Wire Driver creates a trouble free data wire from the Lionel TMCC Command Base. The data wire can be run anywhere on your layout to operate DZ-2500 switch machines or other Z-Stuff Data Wire products from your CAB-1 remote. The DZ-2001A prevents problems with switch machines wired for non-derailing operation. Non-derailing operation requires connecting inputs to COMMON and that can potentially cause the TMCC signal on the track to not work properly.

DZ-2001A Installation: (see Figure 2)

1. Plug the DZ-2001 into your Lionel TMCC Command Base.
2. Connect the RED wire to 10-18VAC accessory power.
3. Connect the BLACK wire to accessory common or neutral.
4. Connect the WHITE wire to the data wire for your layout.

The data wire can also be directly connected to any of Lionel's TMCC controllers that require a data line from the command base.

The LED on the board will flash when data is correctly transmitted from the CAB-1 to the data wire. See Figure 1.

FIGURE 1




Table 1

DZ-2001 Data Wire Driver

Wire Color	Function
RED	10-14 VAC
BLACK	COMMON
WHITE	Data OUTPUT

FIGURE 2


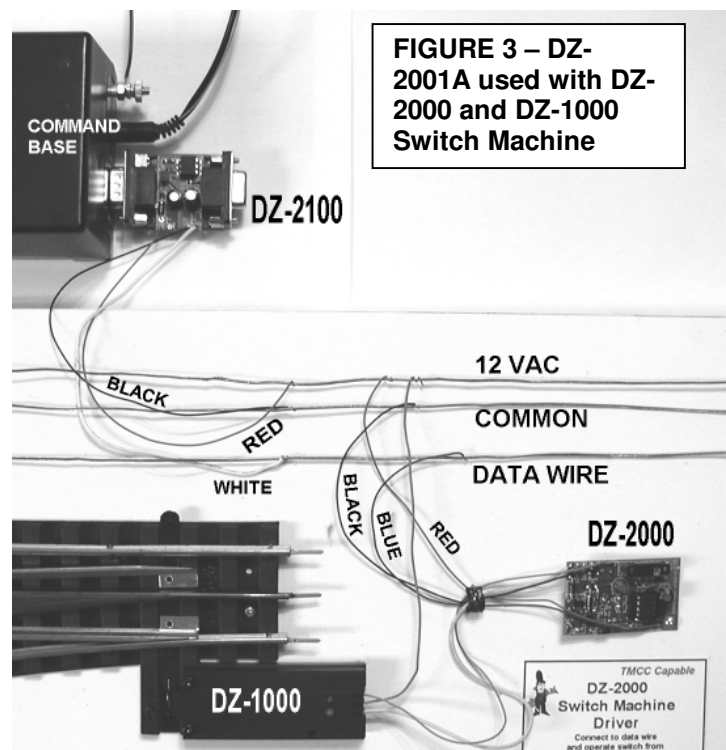


FIGURE 3 – DZ-2001A used with DZ-2000 and DZ-1000 Switch Machine



For technical questions and service contact:

Z-Stuff for Trains

585-377-0925

drzander@aol.com

Z-Stuff for Trains

Penfield, NY

www.z-stuff.net